


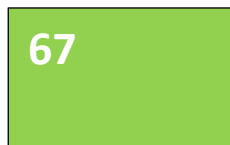
Holy Trinity Church of England Academy

2024 Results




Reception

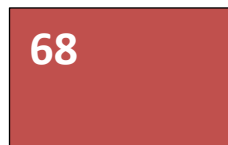
Good Level of Development at the end of Reception class.



Holy Trinity 2024



Wiltshire 2024



National 2024

Year One Phonics Screening Check

2016		2017		2018		2019		2021	2022		2023		2024	
HT	Nat	HT	Nat	HT	Nat	HT	Nat	HT	HT	NAT	HT	NAT	HT	NAT
87	81	100	81	80	83	80	81	87	87	76	80	79	90	80

Key Stage 1 SATs 2024

	Holy Trinity % of children working at expected	National % of children working at expected 2023	Wiltshire % of children working at expected 2023	Holy Trinity % of children working at greater depth	National % of children working at greater depth 2023	Wiltshire % of children working at greater depth 2023
Reading	79%	68%	68%	39%	18%	19%
Writing	79%	60%	60%	14%	8%	6%
Mathematics	79%	70%	71%	21%	16%	15%
RWM	75%	56%	55%	14%	6%	5%

Key Stage 2 SATs 2024

	% @ Expected level					% @ Greater Depth					Scaled score				
	HT	NAT	+/-	LA	+/-	HT	NAT	+/-	LA	+/-	HT	Nat	+/-	LA	+/-
Reading	53	74	-21	73	-20	20	29	-9	28	-8	101.5	105	-3	105	-1
Grammar, Punctuation and Spelling	37	72	-35	68	+5	20	30	-13	24	-7	100.2	105	-5	104.4	+4.3
Writing	43	72	-29	70	+27	6	13	-7	13	-7					
Mathematics	50	73	-23	69	-19	17	24	-7	19	-2	100.7	104	-3	103	+1
RWM	37	61	-24	56	-19	7	8	+1	7	=					

Please note that writing is teacher assessed and does not have a scaled score. One child did not take the Grammar, Punctuation and Spelling SATs test.

The National figures are based on provisional 2023 averages

HT: Holy Trinity

LA: Wiltshire Local Authority

NAT – National Average

RWM – Reading, writing and mathematics.

Holy Trinity Church of England Academy 2024

Nurturing . Inspiring . Achieving .